

- Complies with American National Standard Z358.1-2009
- Galvanized Steel Pipe Protected with BradTect® Safety Yellow Coating
- Universal Identification Sign and Inspection Tag Included
- Wall Bracket Included
- Full, One-Year Warranty



### Specifications

Unit design saves space and fits easily into any work environment. Eye/face wash operates quickly by a large, highly visible push handle. Safe, steady water flow under varying water supply conditions from 30–90 PSI is assured by integral flow control in the sprayhead assembly. NOTE: The ANSI Z358.1 standard requires an uninterrupted supply of flushing fluid at a minimum 30 PSI flowing pressure.

#### cUPC Approved

The Emergency Fixtures are certified to comply with the requirements of the Uniform Plumbing Code and the National Plumbing Code of Canada by the International Association of Plumbing and Mechanical Officials (IAPMO).



*This plumbing fixture is not intended to dispense water for human consumption through drinking or for preparation of food or beverages.*

### Standard Equipment

#### Eyewash Bowl

10¾" (273mm) diameter corrosion-resistant stainless steel.

#### Standard Sprayhead Assembly

Chrome-plated brass sprayhead assembly with twin soft-flow eyewash heads and protective sprayhead covers. Safe, steady water flow under varying water supply conditions from 30–90 PSI is assured by integral flow control in the sprayhead assembly.

#### Face Spray Ring

Chrome-plated circular spray ring provides supplemental face spray. The integral flow control assures safe, steady flow under varying water supply conditions from 30–90 PSI.

#### Valve

Chrome-plated brass ½" NPT stay-open ball valve. Hand operated by a large, highly visible stainless steel push handle.

#### Hinged Dust Cover

Stainless steel dust cover keeps contaminants, dust and debris from eye washing area.

#### Pipe and Fittings

Galvanized steel protected with BradTect® safety yellow coating.

#### Wall Bracket

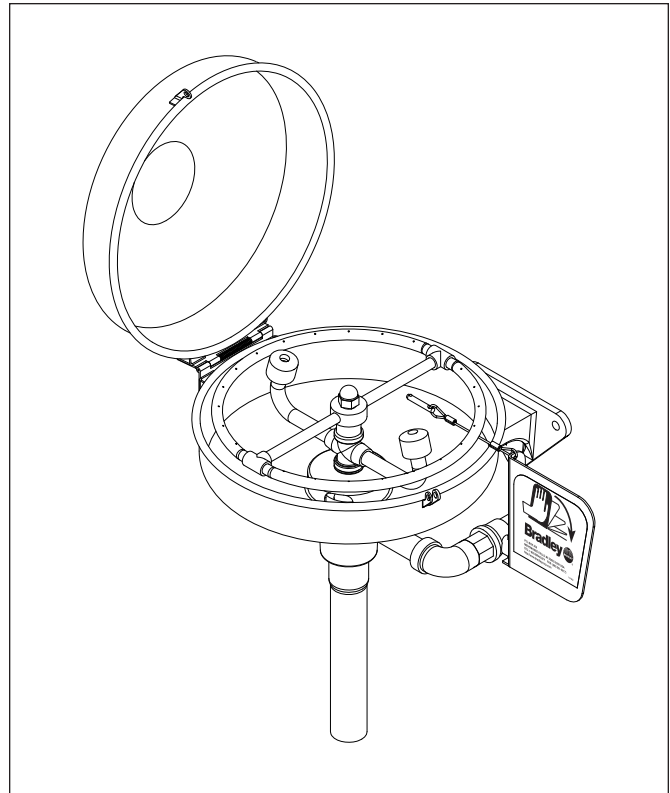
Heavy-gauge sand cast aluminum protected with BradTect® safety yellow coating. Includes three clearance holes for mounting bracket onto wall (mounting hardware not included).

#### Waste

1¼" drain fitting and tailpiece furnished.

#### Water Supply


½" NPT.



### Recommended Option:

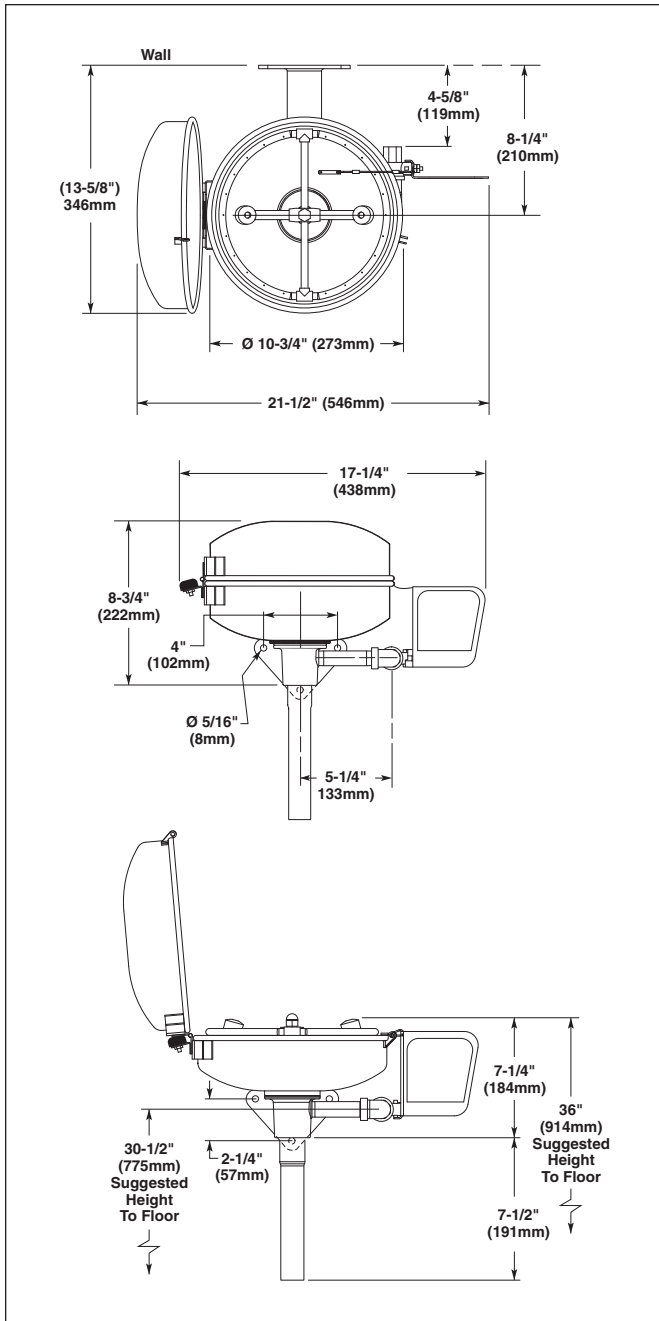
Navigator S19-2000 EFX8  
Emergency Thermostatic Mixing Valve

**NAVIGATOR**



Satisfies ANSI Z358.1-2009  
tepid water requirements.

Model	Description
<input type="checkbox"/> S19-220DCR	Wall-Mount Eye/Face Wash Unit with Hinged Dust Cover
<input type="checkbox"/> S19-2000	Navigator EFX8 – Emergency Thermostatic Mixing Valve



- Local codes may require the installation of a backflow prevention valve to complete proper installation. Compliance with local codes is the responsibility of the installer. Valve must be tested annually to verify that it is functioning properly. Backflow prevention valves are not included with the fixture and may be supplied by the contractor or purchased from Bradley Corporation.
- All dimensions assume standard thread engagement. Variations in manufacturing allow for +/- 1/8" (3mm) per threaded joint. To find the tolerance of a dimension, add the number of thread joints in between a dimension and multiply it by 1/8" (3mm).