

- 1-1/2" no-hub tailpiece
- Meets all applicable ADA height and clearance requirements
- Optional faucets meet all applicable ADA requirements
- All units factory tested for proper operation

### Specifications

#### Materials

All cabinet materials, including interior piping, are Type 304 stainless steel. The fixture is made from heavy gauge stainless steel with seamless welded surfaces.

#### Construction

All-welded construction with exposed welds ground smooth, and all accessible seams and voids eliminated. Lavatory bowl measures 14-1/2" x 9-1/2" x 5" deep. Lavatory is 18"W x 18"D.

#### Finish

All exposed stainless steel surfaces have a bead blast finish (optional #4 polished satin finish).

#### Wall Anchoring

No exposed mounting fasteners. Unit is secured from within cabinet with mounting hardware provided by others. Lavatory is designed to be mounted on fixture side of wall.

#### Check Your Surroundings

Certain factors, such as intense direct sunlight, other infrared devices, or other site conditions may interfere with the activation of infrared faucets. Contact your local Bradley representative to discuss any application concerns.

For optimum vandal-resistance, Bradley recommends using optional bottom cover assembly.

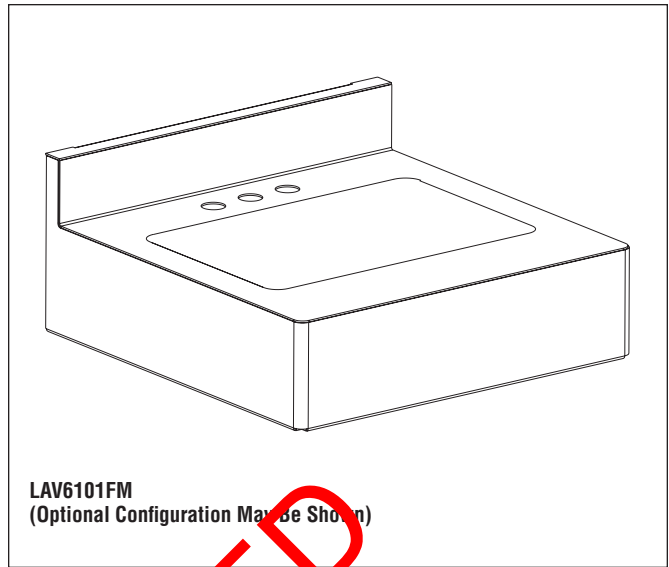
Standard product selections contained within this document are third party **CERTIFIED** to NSF/ANSI 372 meeting the Lead-Free content requirement. **ANY** product configured with custom options will be **COMPLIANT** with NSF/ANSI 372 meeting the Lead-Free content requirement.



Certified to NSF/ANSI 372



DISCONTINUED

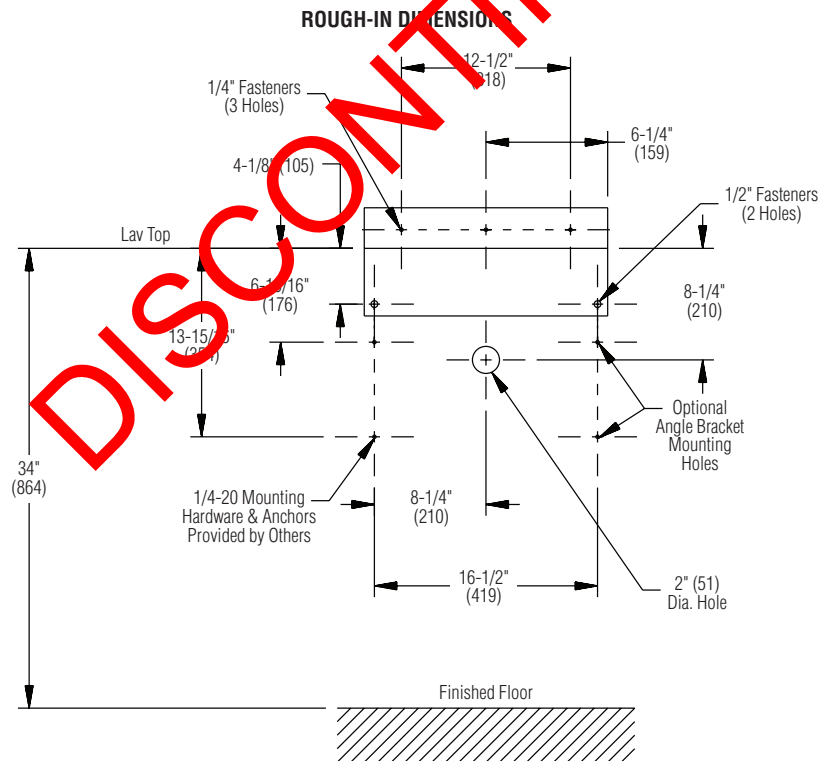
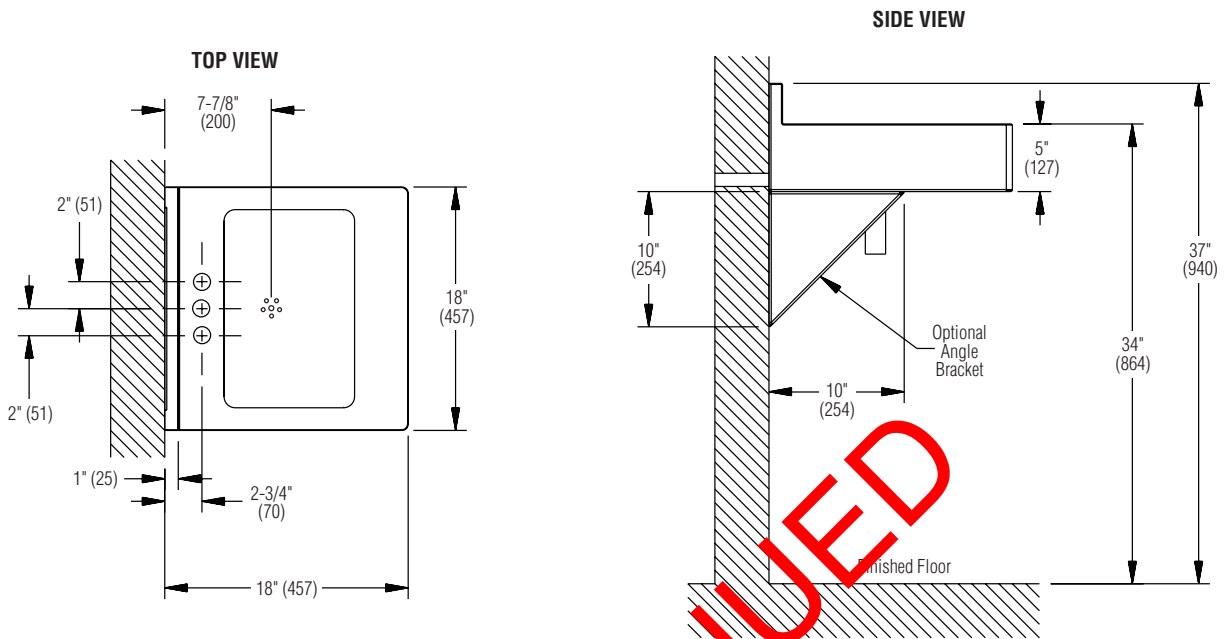


| Model                              | Description   |
|------------------------------------|---|
| <input type="checkbox"/> LAV6101FM | Front Mounted Barrier Free Rectangular Bowl Stainless Steel Lav |

| Required Selections (must select one in each category)            |  |
|---|--|
| <b>Finish (select one):</b>                                       |  |
| <input type="checkbox"/> BB Bead Blast (Standard)                 | <input type="checkbox"/> PS Polished Stainless Steel |
| <b>Faucets* (select one):</b>                                     |  |
| <input type="checkbox"/> NF No Faucet Drilling                    |  |
| <input type="checkbox"/> 4" SET 4" Centerset Drilling (No Faucet) |  |
| <input type="checkbox"/> SHANK Centershank Drilling (No Faucet)   |  |
| <b>Lavatory Wastes</b>  |  |
| <input type="checkbox"/> T-NH Tailpiece - No Hub (Std)            |  |

| Optional Selections                                      |  |
|--|--|
| <b>Removable Lavatory Waste Accessories</b>              |  |
| <input type="checkbox"/> R1 1/2PN 1-1/2" P-Trap - No Hub |  |
| <b>Lav Water Supply:</b>                                 |  |
| <input type="checkbox"/> TMA Thermostatic Mixing Supply  |  |
| <b>Other Options:</b>                                    |  |
| <input type="checkbox"/> AB Angle Braces                 | <input type="checkbox"/> BCA Bottom Cover Assembly |

\*Bradley recommends a faucet with 0.5 GPM or less. Ghosting issues can occur with infrared faucets and stainless steel lavatories.



DISCONTINUED