



S19314 Series

European and Australian Drench Shower and Halo Eyewash or Eye/Face Wash

- Halo™ and SpinTec™ Deliver the Most Effective Shower and Eye/Face Washdown Coverage and Spray Pattern
- Industry's Only Self-Draining Design – The Aquaduct™
- Separate Supply and Waste Pipes – Meets CEN and Plumbing Requirements
- Ergonomic Hand Activation Eyewash Paddle – Easy to Reach from Any Direction
- Fully-Assembled and Factory-Tested Eyewash or Eye/Face Wash with Hinged Dust Covers
- Yellow Transparent Plastic and Stainless Steel Bowl Covers Available
- Barrier Free Options Are Available
- Universal Identification Sign and Inspection Tag Included
- Certified by IAPMO OCEANA to AS4775 and AS/NZS 4020
- SpinTec showerheads are covered by one or more of the following patents: 8,113,446; 7,806,348; 8,490,895; D594,089; D669,555; Reg. Comm. Des. D001079560-0001. Other patents pending.
- Halo is Covered by One or More of the Following Patents: 9,700,484; 9,314,398; D662220; D673298; D662605; D685920; D662219; and D671228. Other Patents Pending.



Specifications

Standard and Barrier-Free Combination Drench Shower/Eyewash or Eye/Face Wash Units save space and fit easily into any work environment. Shower valve operates quickly by a pull rod with a triangular handle. Shower provides a superior washdown with a more even spray pattern. Halo eyewash or eye/face wash, operated by an ergonomic, highly visible push handle, provides effective wash down coverage and spray pattern. Integral strainer reduces debris in the water and also prevents clogging.

This plumbing fixture is not intended to dispense water for human consumption through drinking or for preparation of food or beverages.

Pipe and Fittings

Piping to 1-1/4" BSPP water supply inlet on unit. Piping to 1-1/4" BSPP drain outlet. 1-1/4" piping assembly manufactured of one of the following materials:

- Type 304 corrosion resistant stainless steel
- Type 316 corrosion-resistant stainless steel

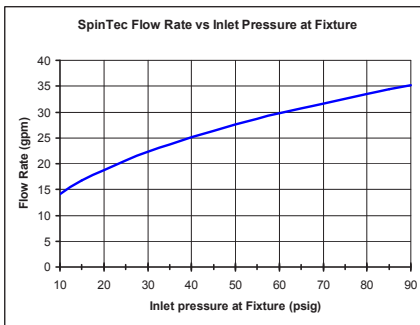
Ball Valve

1" shower ball valve and 1/2" stay-open eye and eye/face wash valve manufactured of the following materials and supplied with either type 304 or 316 stainless steel pull rod and handle:

- Type 316 stainless steel

SpinTec™ Showerhead

Standard showerhead is 3.1" (78.7mm) diameter highly visible yellow impact-resistant plastic. Optional 10 3/4" (273mm) diameter corrosion-resistant stainless steel shroud. High performance Type 304 or Type 316 corrosion-resistant stainless steel showerhead measures 1 1/2" (38mm) in diameter. SpinTec drench showerhead features integral 22 GPM (83.3 L) flow control (exceeds minimum water flow of 20 GPM (75.7L) at 30 PSI (2.0 bar)), conserving water and helping to accurately size your tepid water system.



Eyewash

The Halo eyewash system offers a high performance rinsing platform that provides rapid relief to an individual's eyes that have been injured by chemicals or particulate. The eyewash includes an integral 5.1 GPM (19.2 L) flow control, providing water at a safe velocity while maintaining its effectiveness (exceeds minimum water flow of 0.4 GPM (1.5 L) at 30 PSI (2.0 bar)). The eyewash is protected by flip open dust covers that open when the product is activated by Type 304 or Type 316 stainless steel push handle or by a full bowl dust cover that activates the unit when it is opened. Safe, steady water flow under varying water supply conditions from 30–90 PSI (2.0–6.1 bar) is assured by integral flow control in the sprayhead assembly.

Eye/Face Wash

The Halo eye/face wash system offers a high performance rinsing platform that provides rapid relief to an individual's eyes and face that have been injured by chemicals or particulate. This system provides the most complete face wash available in the market. The eye/face wash includes an integral 5.1 GPM (19.2 L) flow control, providing water at a safe velocity while maintaining its effectiveness (exceeds minimum water flow of 3.0 GPM (11.4 L) at 30 PSI (2.0 bar)). The eye/face wash is protected by flip open dust covers that open when the product is activated or by a full bowl dust cover that activates the unit when it is opened. Safe, steady water flow under varying water supply conditions from 30–90 PSI (2.0–6.1 bar) is assured by integral flow control in the sprayhead assembly. Sprayheads are made from an impact resistant ABS plastic or from durable 304/316 stainless steel with electro-polished finish.

Bowl

Bowl is constructed of yellow impact-resistant plastic, Type 304 corrosion-resistant stainless steel or Type 316 corrosion-resistant stainless steel.

Bowl Dust Cover (Optional)

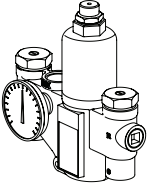
Optional dust cover is constructed of transparent yellow impact-resistant plastic, Type 304 corrosion-resistant stainless steel or Type 316 corrosion-resistant stainless steel.

Foot Activation (Optional)


Foot activation by Type 304 or Type 316 stainless steel pedal.

Tepid Water Options

[Navigator S19-2150 EFX20](#)
Emergency Thermostatic Mixing Valve



[Keltech SNA-Series](#)
Tankless Water Heater



NAVIGATOR

Satisfies ANSI/ISEA Z358.1 tepid water requirements.

For information on all available S19314 models, please see tech data document Bradley_SafetyCombi_S19314Series.



Halo Pre-Configured Models

All models with EN 15154-2, EN 15154-1, AS4775 & AS/NZS 4020 Certification include BSPP threading.

Halo Model Number	Description	IAPMO Oceana certified to AS4775 & AS4020	Listed by Intertek to EN 15154-2 & EN 15154-1
Eyewashes			
<input type="checkbox"/> S19314EWZ	Halo Eyewash, plastic showerhead & bowl		X
<input type="checkbox"/> S19314EWZS	Halo Eyewash, plastic showerhead & bowl, stainless steel piping	X	X
<input type="checkbox"/> S19314SBZ	Halo Eyewash, plastic showerhead, stainless steel bowl		X
<input type="checkbox"/> S19314SBZS	Halo Eyewash, plastic showerhead, stainless steel bowl, stainless steel piping	X	X
<input type="checkbox"/> S19314LLZ	Halo Eyewash, plastic showerhead, stainless steel bowl, hand/foot activated		X
<input type="checkbox"/> S19314LLZS	Halo Eyewash, plastic showerhead, stainless steel bowl, hand/foot activated, stainless steel piping	X	X
<input type="checkbox"/> S19314FZ	Halo Eyewash, plastic showerhead w/ stainless steel shroud & bowl		X
<input type="checkbox"/> S19314FZS	Halo Eyewash, plastic showerhead w/ stainless steel shroud & bowl, stainless steel piping	X	X
<input type="checkbox"/> S19314UUZ	Halo Eyewash, plastic showerhead w/ stainless steel shroud & bowl, hand/foot operated eyewash		X
<input type="checkbox"/> S19314UUZS	Halo Eyewash, plastic showerhead w/ stainless steel shroud & bowl, hand/foot operated eyewash, stainless steel piping	X	X
<input type="checkbox"/> S19314PZ	Halo Eyewash, plastic showerhead & bowl w/hose spray		X
Eyewashes with Dust Cover			
<input type="checkbox"/> S19314PDCZ	Halo Eyewash, plastic showerhead & bowl w/ dust cover		X
<input type="checkbox"/> S19314PDCZS	Halo Eyewash, plastic showerhead & bowl w/ dust cover, stainless steel piping	X	X
<input type="checkbox"/> S19314DCZ	Halo Eyewash, plastic showerhead, stainless steel bowl & hinged dust cover		X
<input type="checkbox"/> S19314DCZS	Halo Eyewash, plastic showerhead, stainless steel bowl & hinged dust cover, stainless steel piping	X	X
Eye-Face Washes			
<input type="checkbox"/> S19314FWZ	Halo Eye/face wash, plastic showerhead & bowl		X
<input type="checkbox"/> S19314FWZS	Halo Eye/face wash, plastic showerhead & bowl, stainless steel piping	X	X
<input type="checkbox"/> S19314SBFWZ	Halo Eye/face wash, plastic showerhead, stainless steel bowl		X
<input type="checkbox"/> S19314SBFWZS	Halo Eye/face wash, plastic showerhead, stainless steel bowl, stainless steel piping	X	X
<input type="checkbox"/> S19314ACZ	Halo Eye/face wash, plastic showerhead, stainless steel bowl, hand/foot operated eyewash		X
<input type="checkbox"/> S19314ACZS	Halo Eye/face wash, plastic showerhead, stainless steel bowl, hand/foot operated eyewash, stainless steel piping	X	X
<input type="checkbox"/> S19314TTZ	Halo Eye/face wash, plastic showerhead w/ stainless steel shroud & bowl		X
<input type="checkbox"/> S19314TTZS	Halo Eye/face wash, plastic showerhead w/ stainless steel shroud & bowl, stainless steel piping	X	X
<input type="checkbox"/> S19314SPRZ	Halo Eye/face wash, stainless steel showerhead & bowl, hand/foot operated eyewash		X
<input type="checkbox"/> S19314SPRZS	Halo Eye/face wash, stainless steel showerhead & bowl, hand/foot operated eyewash, stainless steel piping	X	X
<input type="checkbox"/> S19314BFPBZ	Halo Eye/face wash, barrier-free, plastic showerhead & bowl		X
<input type="checkbox"/> S19314BFPBZS	Halo Eye/face wash, barrier-free, plastic showerhead & bowl, stainless steel piping	X	X
<input type="checkbox"/> S19314BFZ	Halo Eye/face wash, barrier-free, plastic showerhead, stainless steel bowl		X
<input type="checkbox"/> S19314BFZS	Halo Eye/face wash, barrier-free, plastic showerhead, stainless steel bowl, stainless steel piping	X	X



Halo Pre-Configured Models

All models with EN 15154-2, EN 15154-1, AS4775 & AS/NZS 4020 Certification include BSPP threading.

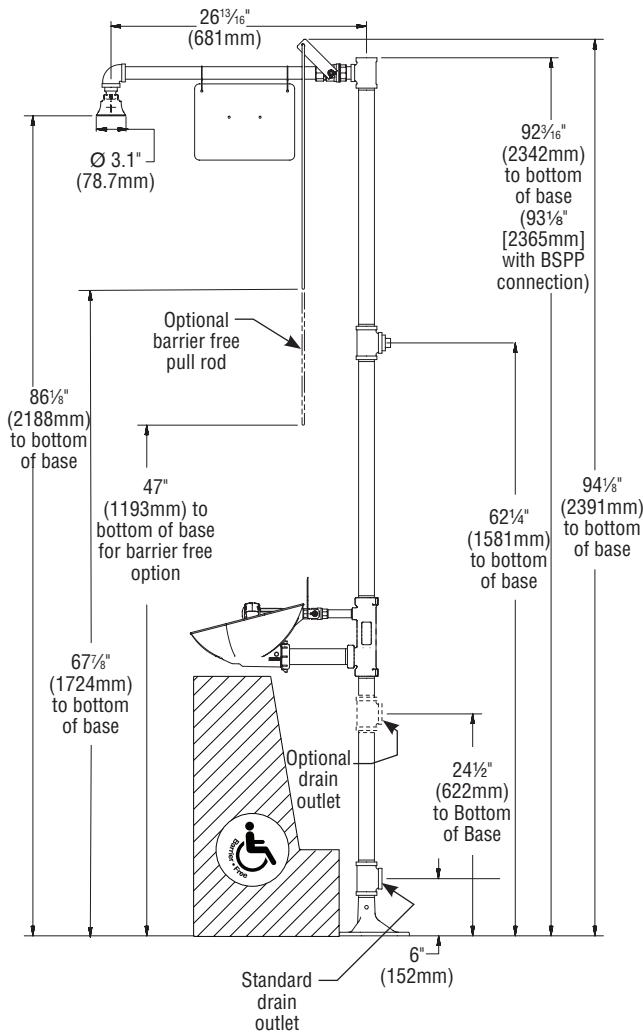
Halo Model Number	Description	IAPMO Oceana certified to AS4775 & AS4020	Listed by Intertek to EN 15154-2 & EN 15154-1
Eye-Face Washes with Dust Cover			
<input type="checkbox"/> S19314PDCFWZ	Halo Eye/face wash, plastic showerhead & bowl w/ hinged dust cover		X
<input type="checkbox"/> S19314PDCFWZS	Halo Eye/face wash, plastic showerhead & bowl w/ hinged dust cover, stainless steel piping	X	X
<input type="checkbox"/> S19314DCFWZ	Halo Eye/face wash, plastic showerhead, stainless steel bowl & hinged dust cover		X
<input type="checkbox"/> S19314DCFWZS	Halo Eye/face wash, plastic showerhead, stainless steel bowl & hinged dust cover, stainless steel piping	X	X
<input type="checkbox"/> S19314DCBFZ	Halo Eye/face wash, barrier-free, plastic showerhead, stainless steel bowl w/ hinged dust cover		X
<input type="checkbox"/> S19314DCBFZS	Halo Eye/face wash, barrier-free, plastic showerhead, stainless steel bowl w/ hinged dust cover, stainless steel piping	X	X
Eye-Face Washes without Eyewash Bowl			
<input type="checkbox"/> S19314GGZ	Halo Eye/face wash, plastic showerhead, no bowl		X
<input type="checkbox"/> S19314GGZS	Halo Eye/face wash, plastic showerhead, no bowl, stainless steel piping	X	X
All Stainless Steel Eye/Face Wash			
<input type="checkbox"/> S19314BFSSZ	Halo stainless steel eye/face wash & showerhead, barrier free	X	X
<input type="checkbox"/> S19314FSSZ	Halo stainless steel eye/face wash & showerhead	X	X
<input type="checkbox"/> S19314SCZ	Halo stainless steel eye/face wash, bowl, cover & showerhead	X	X
<input type="checkbox"/> S19314SSZ	Halo stainless steel eye/face wash and showerhead with hand/foot activation	X	X
<input type="checkbox"/> S19314SS16Z	Halo 316 stainless steel eye/face wash and showerhead with hand/foot activation	X	X



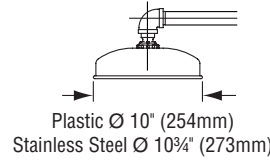
S19314 Series

European and Australian Drench Shower and Halo Eyewash or Eye/Face Wash

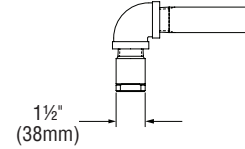
S19314 shown with Plastic Bowl and Showerhead



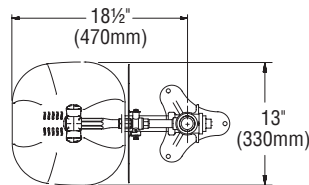
Plastic Showerhead with Stainless Steel Shroud



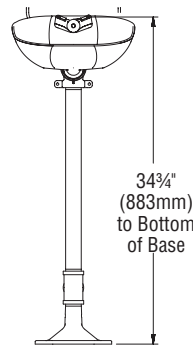
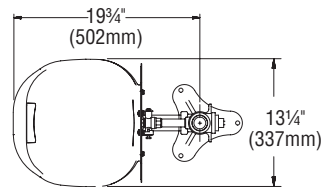
Type 304 and 316 Stainless Steel Showerheads



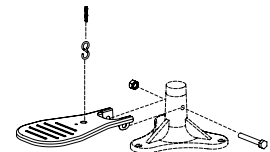
Eyewash Bowl



Dust Cover



Foot Pedal Activation



All dimensions assume standard thread engagement. Variations in manufacturing allow for $\pm \frac{1}{8}"$ (3mm) per threaded joint. To find the tolerance of a dimension, add the number of thread joints across the length of the dimension and multiply it by $\frac{1}{8}"$ (3mm).