



S19-120T

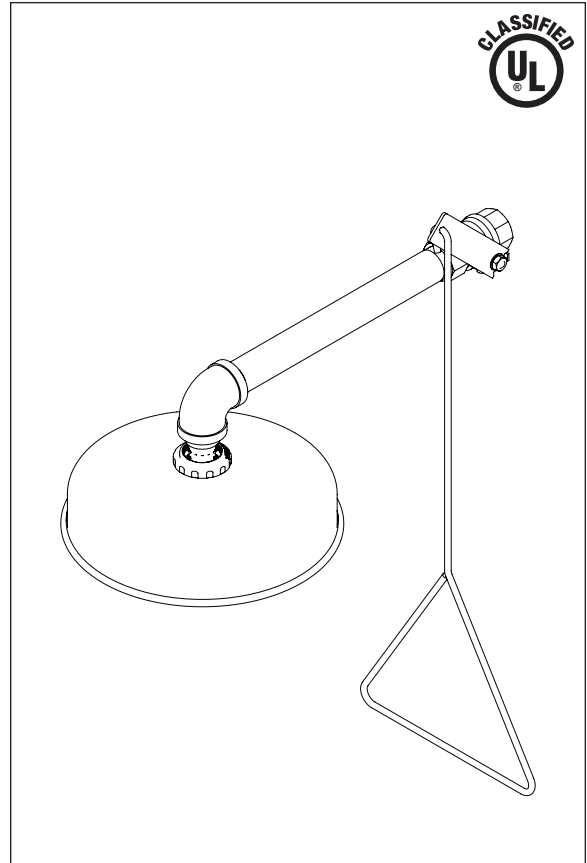
Chrome-Plated Brass Drench Shower w/Horizontal Supply

- Exceeds American National Standard Z358.1 Specifications
- Bright Mirror Finish
- Chrome-Plated Red Brass Pipe and Fittings
- Universal Identification Sign and Inspection Tag Included
- Full, One-Year Warranty
- SpinTec™ showerheads are covered by one or more of the following patents: 8113446; D594,089; D669,555; Reg. Comm. Des. D001079560-0001. Other patents pending.
- Classified by Underwriters Laboratory Inc. to ANSI Z358.1

Specifications

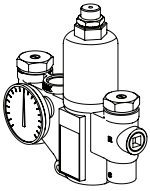
Impact-resistant plastic showerhead with corrosion-resistant stainless steel shroud. Bright mirror finish is superior for laboratory use where appearance is important. Shower pull rod is stainless steel. Pipe and fittings are chrome-plated red brass. Shower provides a superior washdown with a more even spray pattern.

- Drench shower is designed to accommodate standard 8' ceiling height. ANSI Z358.1 compliant drench showers are mounted between 82"-96" from the lower edge of the showerhead or shroud to the floor.*
- This plumbing fixture is not intended to dispense water for human consumption through drinking or for preparation of food or beverages.*




Tepid Water Options

[Navigator S19-2150 EFX20
Emergency Thermostatic Mixing Valve](#)



[Keltech SNA-Series
Tankless Water Heater](#)



NAVIGATOR

Satisfies ANSI/ISEA Z358.1 tepid water requirements.

Model	Description
<input type="checkbox"/> S19-120T	Chrome-Plated Brass Drench Shower w/Horizontal Supply
<input type="checkbox"/> S19-2150	Navigator EFX20 - Emergency Thermostatic Mixing Valve

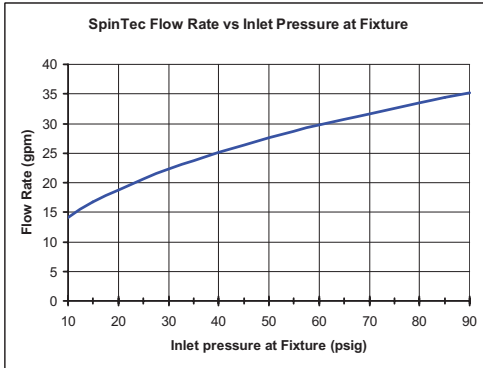


S19-120T Chrome-Plated Brass Drench Shower w/Horizontal Supply

Standard Equipment

SpinTec™ Showerhead

3.1" (78.7mm) diameter yellow impact-resistant plastic; includes 10¾" (273mm) diameter corrosion-resistant stainless steel shroud. SpinTec drench showerhead features integral 22 GPM (83.3 L) flow control, conserving water and helping to accurately size your tepid water system.



Valve

Chrome-plated brass 1" NPT stay-open valve. Operated by a stainless steel pull rod with triangular handle.

Pipe and Fittings

Chrome-plated red brass.

Water Supply

1" NPT Horizontal.

