



A WATTS Brand

2A05

Combination Folded Paper Towel Dispenser/Waste Container

Model 2A05 — Recessed **BradEX®**
(recesses 3-13/16"; projects 4-7/8")

Model 2A05-10 — Semi-Recessed
(recesses 2"; projects 6-11/16")

Model 2A05-11 — Surface-Mounted
(projects 8-11/16")

- ☒ Diplomat Series
- ☒ Folded Paper Towels

Product Materials

CABINET: 0.030-inch/22-ga. (0.76 mm) stainless steel with exposed surfaces in architectural satin finish. Welded construction with seamless corners and burr-free edges.

FLANGE: 0.030-inch/22-ga. (0.76 mm) stainless steel with exposed surfaces in architectural satin finish. One piece seamless construction, 1" wide with a ¼" return.

DOORS: 0.036-inch/20-ga. (0.92 mm) stainless steel with full length piano hinge and tumbler lock keyed like other Bradley units. Front of door has matching curvature to other Bradley Diplomat washroom accessories.

TOWEL DISPENSER: 0.030-inch/22-ga. (0.76 mm) stainless steel with exposed surfaces in architectural satin finish. Rolled edge on towel dispenser opening.

WASTE CONTAINER: 0.036-inch/20-ga. (0.92 mm) stainless steel with exposed surfaces in architectural satin finish. All welded construction. Secured to cabinet with tumbler lock keyed like other Bradley units. Front of cabinet has matching curvature to other Bradley Diplomat washroom accessories.

Capacity

Towel Dispenser — 800 multi fold or 600 C-fold paper towels.
Waste Container — 12 gal. (1.6 cu. ft.)

Operation

Towel dispenser holds multi-fold or C-fold towels without use of special adapter. Receptacle removable for servicing by unlocking waste container. Operates with less than 5 lb of force.

Installation

Verify all rough-in dimensions prior to installation. Recessed unit requires rough wall opening 15¼"W x 54½"H x 4"D (Semi-recessed unit only 2" deep). Secure to framing with mounting screws (not included) at holes provided. Shim at screw points as required. Surface mounted units must have holes drilled by installer.

For information on Warranties, Maintenance and BAA/ARRA Compliance, visit our website at: bradleycorp.com/washroom-accessories-products

Orders composed of products indicated as **BradEX**® will be available to ship in three days after receipt of order at the factory. There is no pricing penalty for this service from Bradley.

Page 1 of 2

1/22/2024

[View Latest Version](#)

This information is subject to change without notice.

Bradley_CombiDispenser_2A05



Recessed Model
Shown

Guide Specification

Folded paper towel dispenser and [12 gal. /1.6 cu. ft.] [18 gal. /2.5 cu. ft.] capacity waste receptacle in [recessed] [semi-recessed] [surface-mounted] wall cabinet. Towel dispenser door and waste receptacle faces formed with contemporary contours, radii, and finish matching related accessories in manufacturer's designer series. Towel dispenser capacity 800 multi-fold or 600 C-fold paper towels, accessed with hinged service door with keyed tumbler lock. Dispenses using less than 5 lb of force. Waste receptacle removable from cabinet with keyed tumbler lock. Universal keying. Formed from stainless steel sheet with satin finish on exposed surfaces, fully welded, with seamless corners and burr-free edges: cabinet and flange 0.030-inch/22-ga. thick; door and waste receptacle 0.036-inch/20-ga. thick.

Overall dimensions: 17¼"W x 56"H x 8¼"D.

MasterFormat Title: Commercial Toilet Accessories

MasterFormat Number: 10 28 13.13

OmniClass Title: Toilet and Bath Specialties

OmniClass Code: 23.31.25.00

Product Compliance

Complies with

- ADA

- ☒ Consult local and national accessibility codes for proper installation guidelines. Conformity and compliance to local national codes is the responsibility of the installer.

Optional Features

| Feature |
|-------------------------------------|
| 12 Gallon Vinyl Liner Part #P11-044 |

© 2024 Bradley

P.O. Box 309, Menomonee Falls, WI 53052-0309
800 BRADLEY (800 272 3539)

+1 262 251 6000
bradleycorp.com



A WATTS Brand

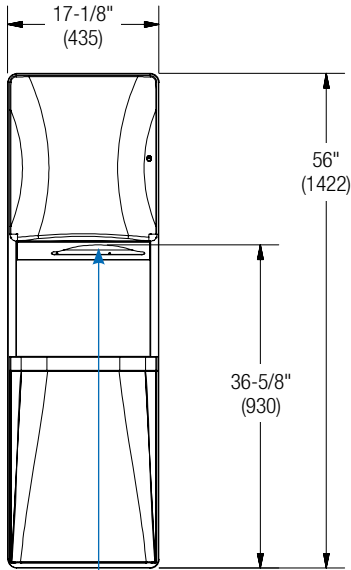
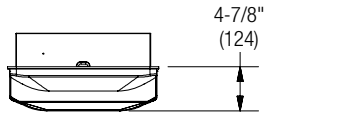
2A05

Combination Folded Paper Towel Dispenser/Waste Container

Dimensions

(mm)

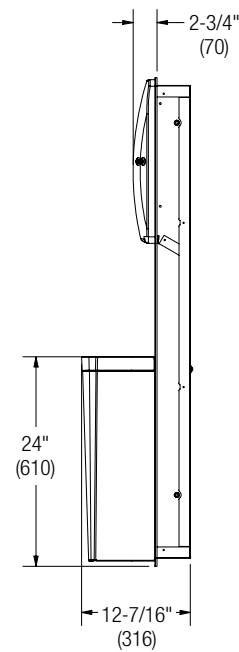
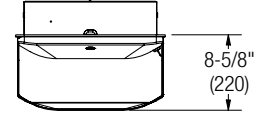
12 Gallon Waste
(Recessed Model)



Dim. "A" to
finished floor



18 Gallon Waste
(Recessed Model)



| Dim. "A" Key Surface: | For Dim. "A" | Locate Top of Rough Wall Opening | Locate Bottom of Rough Wall Opening |
|--|--------------|----------------------------------|-------------------------------------|
| Paper towel top of opening to finished floor | 48" (1219) | 66½" (1689) | 12" (305) |
| | 45" (1143) | 63½" (1613) | 9" (229) |
| | 42" (1067) | 60½" (1537) | 6" (152) |
| | 40" (1016) | 58½" (1486) | 4" (102) |

Orders composed of products indicated as **BradEX**® will be available to ship in three days after receipt of order at the factory. There is no pricing penalty for this service from Bradley.

Page 2 of 2

1/22/2024

[View Latest Version](#)

This information is subject to change without notice.

Bradley_CombiDispenser_2A05

© 2024 Bradley
P.O. Box 309, Menomonee Falls, WI 53052-0309
800 BRADLEY (800 272 3539) +1 262 251 6000
bradleycorp.com