

Retrofit to New Style Drench Hose Valve

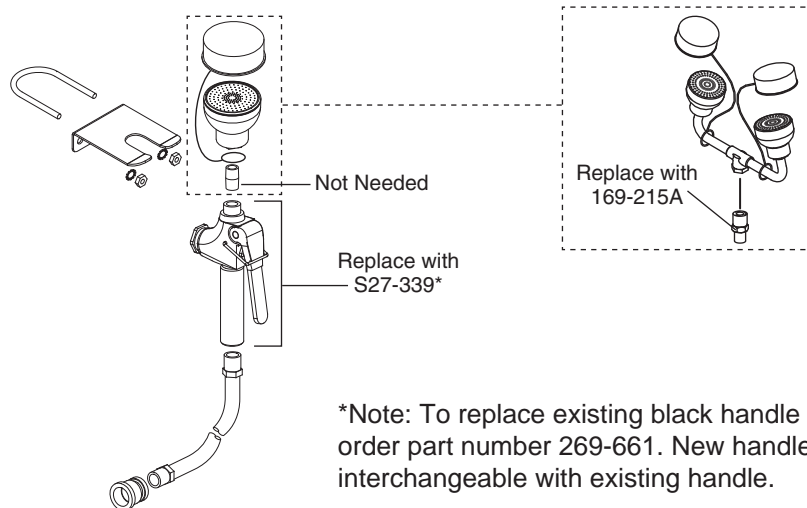
When utilizing the updated valve design (launched in October 2011) on older style drench hoses, it is important to know that in most applications the valve is not a direct replacement. Please review the following information to determine how to best retrofit your drench hose.

This document only addresses valve retrofit situations, original replacement parts may still be available for your drench hose.

Please contact Bradley with any questions or if additional information is needed.

Hose Holder Type

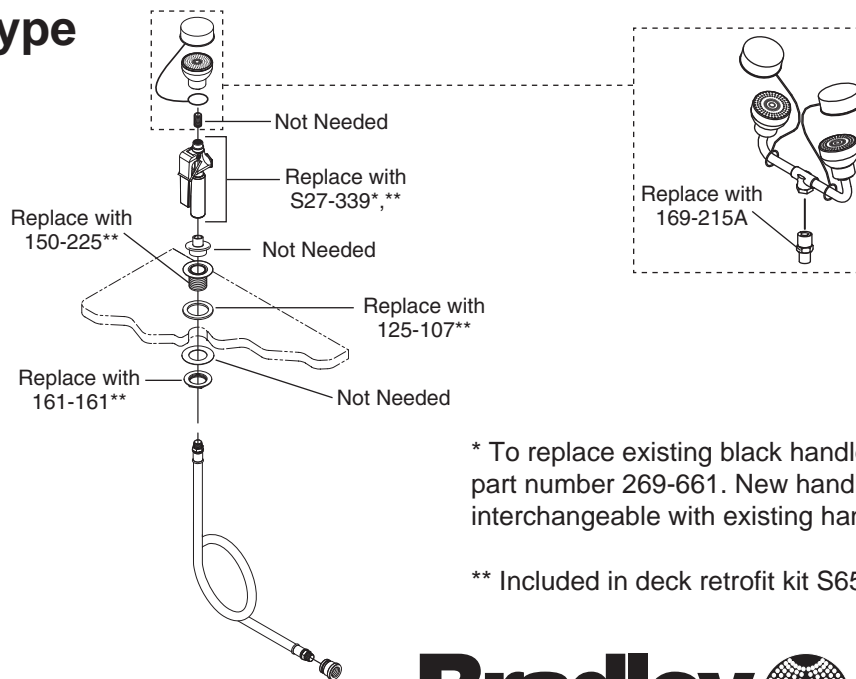
(Models S19-430A, S19-430D, and former models S19-430EFW & S19-435EFW)



*Note: To replace existing black handle only, order part number 269-661. New handle is not interchangeable with existing handle.

Deck Mounted Type

(Models S19-460, S19-460EFW, S19-465, and S19-465EFW)



New mounting components required for new valve style. To retrofit deck mounted type, order complete kit S65-381.

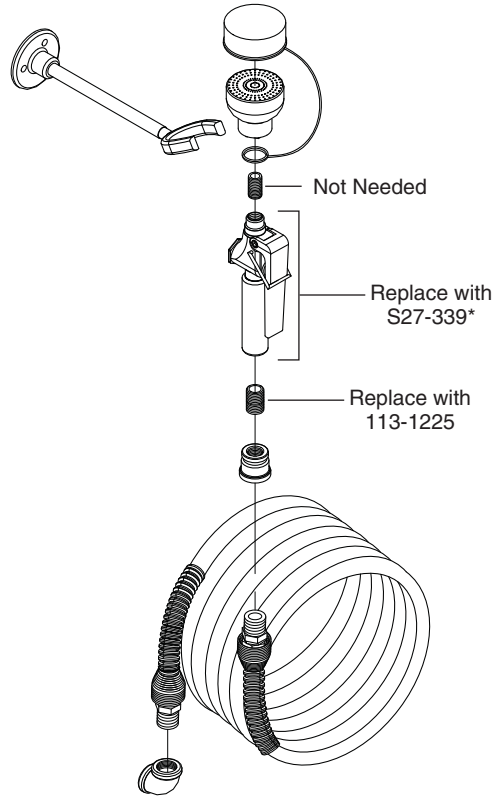
* To replace existing black handle only, order part number 269-661. New handle is not interchangeable with existing handle.

** Included in deck retrofit kit S65-381.



Wall Bracket Type I

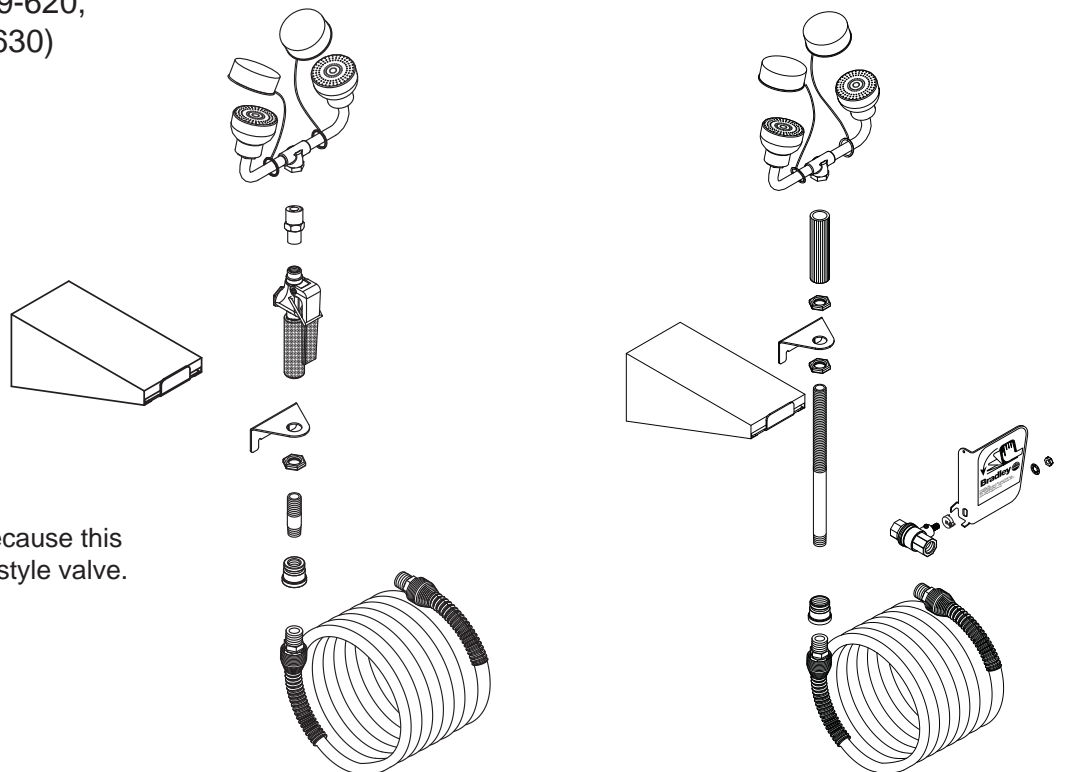
(Former Models S19-600 and S19-610)



*Note: To replace existing black handle only, order part number 269-661. New handle is not interchangeable with existing handle.

Wall Bracket Type II

(Former Models S19-620, S19-625, and S19-630)



Must upgrade to new style because this bracket will not hold the new style valve.