



A WATTS Brand

Verge™ Deck-Mounted Soap Dispenser – Crestt Series

6-3100

Crestt Series Features - Soap and Faucet

- Refined, high arc design pairs with Verge™ faucet model S53-3100
- Matching soap and faucet designs that integrate seamlessly with Bradley lavatories**
- Chrome-plated cast brass construction with optional in-stock PVD finishes*
- Sensing optimized to eliminate false activations and maximize battery life
- Features include concealed sensor package, and durable PVD finish options
- Patents pending

Soap Key Features

- Foam or liquid soap options
- Top-fill individual and multi-feed tank options
- Utilizes universal bulk soap
- Multi-station system supplies up to 6 soap dispensers
- Smart Sense System – Elegant translucent ring at the base of each dispenser gives a glowing indication of low battery, low soap, and overflow conditions
- Audible warning to stop filling before overflow occurs
- Spout reach designed to optimize handwashing space
- Touch-free infrared sensor-operated
- Power supply options to meet your application – battery pack or single AC plug-in adapter or AC adapter splitter assembly that accommodates up to 4 devices
- Cast brass spout construction with durable, environmentally-friendly finish*



Verge soap dispensers are not compatible with stainless steel sinks.

Specification

Refined, high arc design pairs with faucet model S53-3100 and integrates seamlessly with Bradley lavatories**. The dispenser is available with an individual or top fill multi-feed tank that is compatible with bulk foam or liquid soap. The multi-feed station system supplies soap to up to 6 soap dispensers. Activation through a touch-free infrared sensor that pairs seamlessly with Bradley's faucet dual sensor technology to eliminate false activations and maximize battery life. Dispenser shall feature chrome-plated cast brass construction with optional in-stock PVD finish.

Overall Spout Dimensions

- Height: 5½" (140 mm)
- Width: 2" (51 mm)
- Depth: 5½" (140 mm)

Capacity

- Individual tank: 70.5 oz (2080 ml) w/ 2850 estimated activations per tank
- Multi-feed tank: 166.5 oz (5026 ml) w/ 6930 estimated activations per tank
- Multi-feed can support up to 6 soap dispensers

Verify all rough-in dimensions prior to installation.

Consult local and national codes. Conformity and compliance to local and national codes is the responsibility of the installer.

Page 1 of 6

2/13/2025

[View Latest Version](#)

This information is subject to change without notice.

Bradley_Soap_Crestt_6-3100



Soap is shown with
Polished Chrome finish.

Product Compliance



ADA / ICC ANSI A117.1, Citation 309.4



UL electrical components



CE electrical components

Finishes



Click on any color swatch to view as a larger image.



Polished Chrome



Brushed Black Stainless*



Brushed Stainless*



Brushed Bronze*



Brushed Brass*



Brushed Nickel*

*PVD Finishes, see PVD Finishes section.

* PVD Finishes

Physical Vapor Deposition is an intricate, environmentally friendly finishing process that molecularly bonds the finish to the faucet, creating a very hard, durable surface that will not corrode, discolor, or tarnish.

Compatible Bradley Products

- [Verge Faucet – Crestt Series](#)
- [Verge Lavatory Systems**](#)
- [ELX Lavatory Systems**](#)
- [LD-3010 Lavatory Systems**](#)
- [Multi-Feed Soap Tank Assembly](#)

© 2025 Bradley

P.O. Box 309, Menomonee Falls, WI 53052-0309

800 BRADLEY (800 272 3539) +1 262 251 6000

bradleycorp.com



Verge™ Deck-Mounted Soap Dispenser – Crestt Series

6-3100

Operation

Place hands under soap spout and hold for approximately 1.75 seconds. Spout will dispense liquid or foam soap depending on option selected.



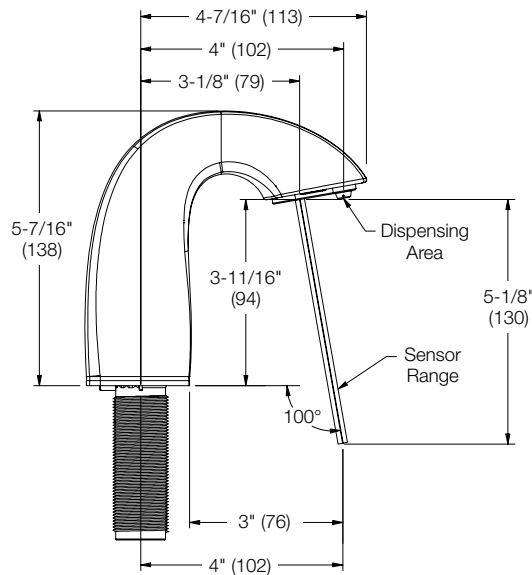
Allows 3 activations per 7.5 seconds.

Liquid: 0.65 ml to 0.80 ml per activation

Foam: 0.75 ml (liquid state) to 1.35 ml (foam state) per activation

Sensor Technology

Infrared sensor with 5-1/8" (130 mm) activation range† that pairs seamlessly with Bradley's faucet dual sensor technology to eliminate false activations and maximize battery life. See Sensing Dimensions diagram.



† A minimum of 5-1/8" (130 mm) clearance between the sensor and surface or bowl is needed to ensure proper function of the sensor. For information on specific applications, please contact Bradley Technical Service.

Indicator Lights

- Power ON (spout location): Flashes red for 1.2 seconds
- Power ON (multi-feed): Flashes green/red 3 times
- Soap dispense activation: Single flash green light
- Low power indication: Continuously flashing green light
- Low soap level: Flashes red when soap level is below 25% capacity
- Overflow condition: Steady red light with audible indication from buzzer lasts 2.5 seconds when fill level reaches 90% capacity

Power Source

Choose a power supply that meets your application:

(Power source is not automatically included with Verge soap dispensers and must be chosen from the list below.)

- Individual battery pack† – each set of batteries can accommodate up to 140,000 cycles
- Individual AC power adapter option for 120V/230V for use on a single device

Ordered separately:

- AC adapter splitter assembly accommodates up to 4 devices. Use when desired to serve in combination of multiple devices (faucet, soap dispenser, and multi-feed soap tank assembly) and/or stations. (Electrical Plug Type B***)

† Quantity (4) D-cell batteries included with battery pack

Mounting

Accurate mounting is essential to ensuring proper sensor function and performance. Verify all rough-in dimensions prior to installation. Shank will accommodate a maximum counter thickness of 1-1/4" (32 mm). Mount dispenser in 1-3/8" (35 mm) diameter hole in lavatory or countertop with a minimum of 5-1/8" (130 mm) clearance between the sensor and surface or bowl. To meet sensor range requirements with drop-in or vessel-style basin applications, the dispenser must be mounted on the basin and not on the counter or surface behind the basin.

Minimum of 6" center-to-center spacing between Verge faucet and Verge soap drillings is required to ensure proper fitup of components. Verge faucets require a 2" (51 mm) maximum deck thickness.

Product Materials

- Spout assembly: Chrome-plated cast brass w/ optional in-stock PVD finish
- Control box: ABS plastic
- Battery box: ABS plastic
- Soap tank: Polypropylene

Soap Specifications

- Non-proprietary bulk soap (select foam or liquid)
- Liquid: Viscosity range of 100-5,000 cPs
- Foam: All-purpose foam hand soaps and antibacterial foam soaps containing PCMX and/or Triclosan







Verify all rough-in dimensions prior to installation.
Consult local and national codes. Conformity and compliance to local and national codes is the responsibility of the installer.



A WATTS Brand

Verge™ Deck-Mounted Soap Dispenser – Crestt Series

6-3100

Model	
6-3100	Verge Deck-Mounted Soap Dispenser – Crestt Series
Required Selections (must select one from each category)	
Activation Type (select one)	
R	Infrared Sensor Operation
Soap Type (select one)	
F	Foam
L	Liquid
Fill System (select one)	
T	Single (Top fill at spout)
M	Multi-Feed (Shared Tank, Top-Fill Port)
Finish Type (select one)	
PC	 Polished Chrome
BB	 Brushed Black Stainless
BS	 Brushed Stainless
BZ	 Brushed Bronze
BR	 Brushed Brass
BN	 Brushed Nickel
Power Supply (select one)	
A14-029	AC Adapter - Electrical Plug Type B
A14-030	Battery Pack (includes 4x D-cell batteries)
NONE	No Power Supply Provided – must purchase A14-031 separately***

Additional Parts for Purchase (Purchased Separately)	
Feature	Part Number
*** AC Adapter Splitter Assembly accommodates up to 4 devices when desiring a combination of multiple devices (faucet, soap, & multi-feed soap tank assembly) and/or stations. (Electrical Plug Type B)	A14-031
Multi-Feed Soap Tank Assembly	6-SOAP-MFT

Verify all rough-in dimensions prior to installation.
Consult local and national codes. Conformity and compliance to
local and national codes is the responsibility of the installer.



A WATTS Brand

Verge™ Deck-Mounted Soap Dispenser – Crestt Series

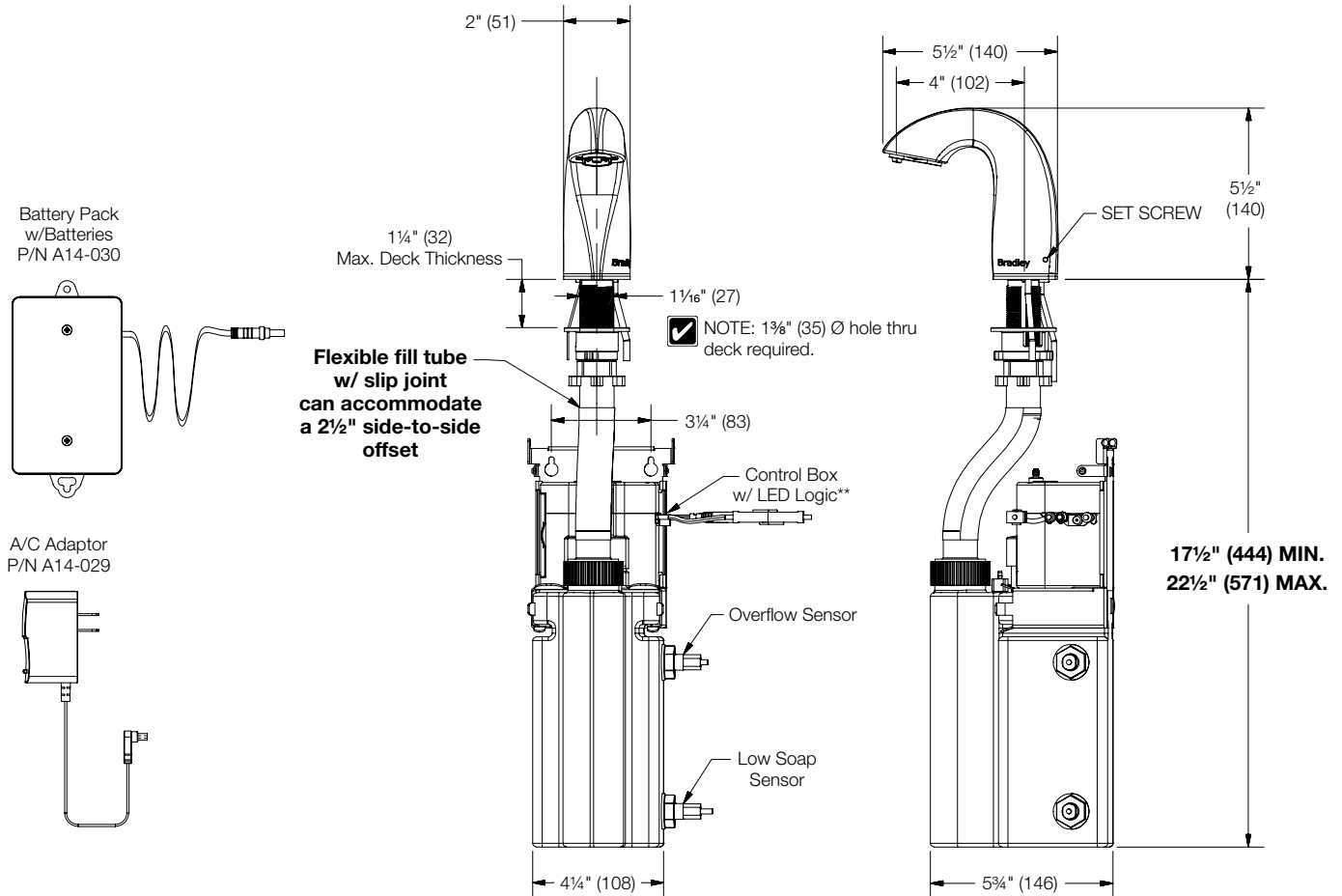
6-3100

Dimensions – Single Top-Fill

(mm)



Note the dimension tolerances (bolded in the illustration below) before installation.
Failure to adhere to these tolerances can cause the dispenser to work improperly.



** NOTE: Battery pack or AC adaptor required.
AC power source required to be within 54" (1371) of the control box.

Verify all rough-in dimensions prior to installation.
Consult local and national codes. Conformity and compliance to local and national codes is the responsibility of the installer.

Page 4 of 6

2/13/2025

[View Latest Version](#)

This information is subject to change without notice.
Bradley_Soap_Crestt_6-3100

© 2025 Bradley
P.O. Box 309, Menomonee Falls, WI 53052-0309
800 BRADLEY (800 272 3539) +1 262 251 6000
bradleycorp.com

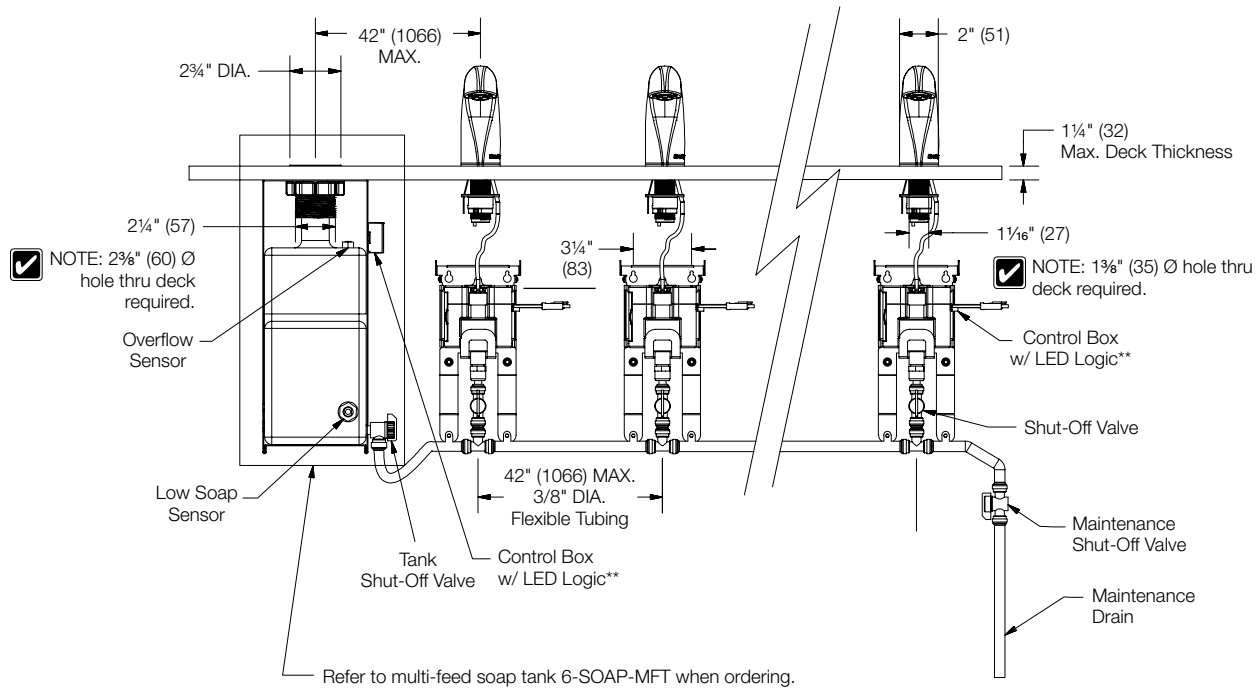


A WATTS Brand

6-3100 Verge™ Deck-Mounted Soap Dispenser – Crestt Series

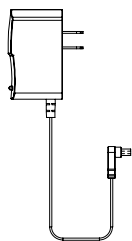
Dimensions – Multi-Feed System - End Tank

(mm)

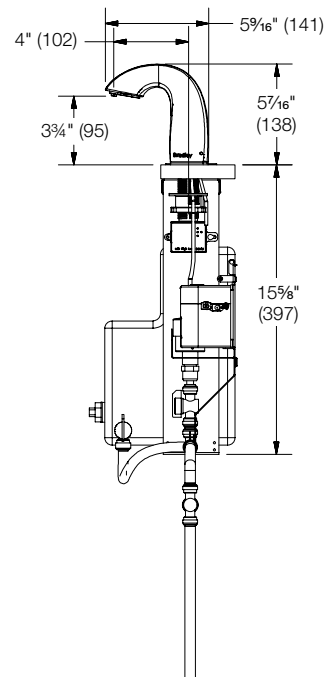
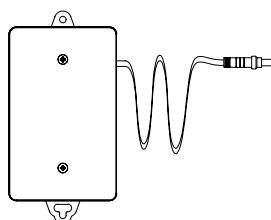


✓ ** NOTE: Battery pack or AC adaptor required.
AC power source required to be within 54" (1371) of the control box.

A/C Adaptor
P/N A14-029



Battery Pack
w/Batteries
P/N A14-030



Verify all rough-in dimensions prior to installation.
Consult local and national codes. Conformity and compliance to local and national codes is the responsibility of the installer.

Page 5 of 6

2/13/2025

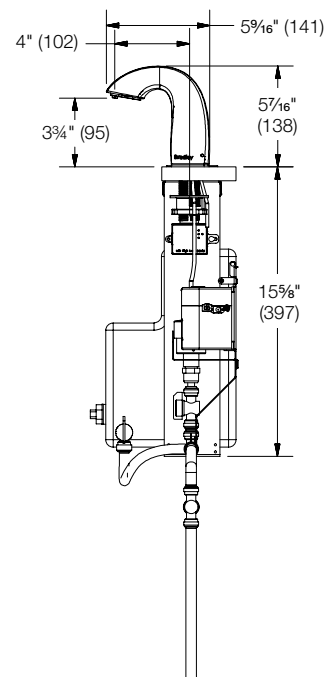
[View Latest Version](#)

This information is subject to change without notice.
Bradley_Soap_Crestt_6-3100

© 2025 Bradley
P.O. Box 309, Menomonee Falls, WI 53052-0309
800 BRADLEY (800 272 3539) +1 262 251 6000
bradleycorp.com



(mm)



© 2025 Bradley
P.O. Box 309, Menomonee Falls, WI 53052-0309
800 BRADLEY (800 272 3539) +1 262 251 6000
bradleycorp.com