

HANDWASHING SOLUTIONS

Complete handwashing with innovative style and durability.



Verge® Wash Basins
Verge™ Soap and Faucet

All-In-One WashBar®
All-In-One Advocate®

OminDeck™ Basins & Decks
Express® Lavatory Systems

Frequency® Lavatory Systems

Celebrating the way the world washes.



ALL-IN-ONE WASHBAR®



All the fundamentals of handwashing have been designed into our cutting-edge WashBar®, providing a completely touchless experience. Thoughtfully designed to streamline the handwashing process, the WashBar houses soap, water and dryer in one intuitive and attractive unit.

Convenient handwashing. End soap and paper towel waste. Eliminate water splashing on users or dripping across the floor. Performance transformed. WashBar available with Verge® basin in Evero® natural quartz or OmniDeck™ in Terreon® solid surface.



Available as WashBar Duo with only soap and water.

Available in six popular finishes



Next Generation WashBar in Brushed Brass




WashBar in Brushed Bronze



WashBar Duo in Brushed Black Stainless

VERGE® WASH BASINS

Characterized by a sleek and modern design, as well as durability and low-maintenance features, Verge wash basins incorporate beautifully sculpted basins cast formed in Evero natural quartz, conveying upscale sophistication. Choose from the LVR, LVG, LVL, LVS or LVA Series.



Model LVRD2 with Zen in Polished Chrome

U.S. Patent Numbers: D001205496-0001-0004; D625792; D629877; D633922; D640778; D642664; D649232; other patents pending.



Verge LVL Series with Metro Soap and Faucet in Brushed Black Stainless



Verge LVQ Series with WashBar in Brushed Bronze

EVERO®

Cast-Formed Natural Quartz

Evero is the first and only natural quartz material that can be cast into round and curved shapes giving you not only stunning design options to explore but a high performance product that is as beautiful as it is long lasting. Made with 20% pre-consumer recycled content and bio-based resin. The Pearl series is made with 60% recycled content.

Evero products have achieved GREENGUARD GOLD Certification and participate in mindful MATERIALS Library.




VERGE™ SOAP DISPENSERS AND FAUCETS

Create washroom harmony with the new line of touch free Verge™ coordinating soap dispenser and faucet sets. Never again sacrifice style with mismatched soap and faucets. Designed to complement the sophisticated Verge handwashing basins, the new soap and faucet pairs work beautifully with any basin to provide the finishing touch to your commercial restroom designs.



Available in six popular finishes



OmniDeck with Zen Soap and Faucet in Polished Chrome



Metro Soap and Faucet in Brushed Brass



Crestt Soap and Faucet in Brushed Nickel

Top-fill Multi-feed Soap System

Save time and money with the new Verge top fill multi-feed soap system featuring a large capacity 1.3 gallon (5.0 L) tank that can supply up to six soap dispensers. Ideal for high traffic applications with multiple handwashing stations such as airports, convention centers, shopping malls and schools.



OMNIDECKS™ AND UNDERMOUNT BASINS

Beautiful custom decks and basins to achieve your unique design aesthetic. You will find that OmniDecks deliver on all counts: seamless, customizable and prepackaged for ease of install and ADA-compliant for barrier-free accessibility. From office buildings and healthcare settings to hotels, restaurants and convention centers, OmniDecks provide the versatility you need. OmniDecks are designed and prefabricated in the USA.

Choose from dozens of Terreon® solid surface colors for decks and basins, plus a variety of basin shapes. Standard lengths and depths available or choose dimensions to fit your space. Available with WashBar or Verge Soap and Faucet.



Model LD-3010-HS-TR1 with Zen in Polished Chrome



Undermount Basins with WashBar in Polished Chrome



OmniDeck with Crestt Soap and Faucet in Brushed Bronze



OmniDeck with Linea Soap and Faucet in Brushed Brass

Terreon

Solid Surface

Terreon solid surface and Terreon®RE recycled solid surface last a lifetime and can easily be repaired and renewed, thus minimizing the need for replacement or disposal. Terreon is a non-porous material which means that it will not support the growth of mold, mildew or bacteria, all substances that can adversely affect indoor air quality. Terreon basins and plumbed products are listed to IGC 156 and the requirements of CSA B45.5/IAPMO Z124 and ASME A112.18.1/CSA B125.1 Non-plumbed Terreon products comply with the requirements of CSA B45.5/IAPMO Z124.

Terreon products have achieved GREENGUARD GOLD Certification and participate in mindful MATERIALS Library.





Express GLX Series with Zen Soap and Faucet in Polished Chrome

NEW! EXPRESS® LAVATORY SYSTEMS

Bradley Express® lavatory systems provide the complete package and deliver incredible value where it matters most. The perfect alternative to china sinks and laminate countertops, these lavs provide a hygienic handwashing solution that meets the high demand of today's commercial restroom. Day in and day out.

Made of durable and repairable Terreon solid surface material, Express lavatory systems are vandal resistant and last the life of the building. Seamless construction eliminates mold and delamination, while gentle curves inside the basin make them a breeze to clean and maintain. Choose from the GLX, TLX or ELX Series. Available with Verge Soap and Faucet and WashBar Duo (GLX and TLX series only).



Model GLX-2 with Linea in Polished Chrome

U.S. Patent Numbers: 2121886; 5369818; 5611093; 7952233; 8113483; 8113483; D398969; D398969; D433109; D447224; D447224; D511821; D527085; D539400; D539400.



Express TLX Series with Metro Soap and Faucet in Brushed Bronze




Express ELX Series with Crest Soap and Faucet in Stainless Steel

HANDWASHING SOLUTIONS

| LAVATORY SYSTEMS AND DECKS | NUMBER OF STATIONS | ADA-COMPLIANT MODELS | VANDAL RESISTANCE | MATERIALS | | SPRAYHEAD | WASHBAR & NEXT GENERATION WASHBAR | WASHBAR DUO | FAUCET | SOAP | ACCESS PANELS | | | APPLICATIONS |
|-------------------------------|--------------------|----------------------|-------------------|-----------|---------------------|-----------|--------------------------------------|-------------|--------|------|-----------------|-------------------|---------------------|---|
| | | | | EVERO | TERREON & TERREONRE | | | | | | STAINLESS STEEL | BLACK POWDER COAT | HIGH IMPACT POLYMER | |
| VERGE LAVATORY SYSTEMS | | | | | | | | | | | | | | |
| LVG, LVL, LVR, LVS Series | 1,2,3 | ● | Low–Medium | ● | | | | | ● | ● | ● | | | higher education, office, hospitality, restaurants |
| LVA Series | 1,2,3 | ● | Low–Medium | ● | | | | ● | ● | ● | ● | ● | | |
| LVQ Series | 1,2,3 | ● | Low–Medium | ● | | | ● | | | | ● | ● | | |
| OMNIDECK BASINS & DECKS | | | | | | | | | | | | | | |
| 3010 Series | Infinite | ● | Low–Medium | | ● | | | ● | ● | ● | ● | | | higher education, office, hospitality, convenient stores, restaurants, healthcare, schools, retail, transit stations |
| 5010 Series | Infinite | ● | Low–Medium | | ● | | ● | | | | ● | ● | | |
| Undermount Basins | Infinite | ● | Low–Medium | ● | ● | | ● | | ● | ● | ● | ● | | |
| EXPRESS LAVATORY SYSTEMS | | | | | | | | | | | | | | |
| Express GLX–, TLX–Series | 1,2,3 | ● | Medium | | ● | | | ● | ● | ● | | | ● | schools, retail, transit stations |
| Express ELX–Series | 2,3 | ● | Medium | | ● | | | | ● | ● | | | ● | |
| Express MG–Series | 2,3 | ● | Medium–High | | ● | ● | | | | ● | ● | | | schools, stadiums, parks |
| Express SS–Series | 1,2,3 | ● | Medium | | ● | ● | | | ● | ● | | | ● | schools, department stores |
| Express Crescent CRS–Series | 2,3 | ● | Medium | | ● | ● | | | | ● | | | ● | schools, distribution centers |
| ADVOCATE LAVATORY SYSTEMS | | | | | | | | | | | | | | |
| AV–Series | 1,2,3 | ● | Low–Medium | | ● | | | | | | | | ● | convenient stores, fast food, healthcare |
| FREQUENCY LAVATORY SYSTEMS | | | | | | | | | | | | | | |
| FL–Series | 1,2,3 | ● | Low–Medium | | ● | | | | ● | ● | ● | | ● | museums, theme parks, airports |

● = with SL-TO1 Basin Only ● = with WB-TR1 Basin Only ● = SS-1N Only



Commercial Washrooms. Brought to Life.

HANDWASHING & DRYING | ACCESSORIES | PARTITIONS | LOCKERS

bradleycorp.com
 800 BRADLEY +1 262 251 6000
 W142 N9101 Fountain Boulevard
 Menomonee Falls, WI USA 53051



4291-0321